



NPP13M - NPP16M **NPP20M - NPP20MR**

Specifications

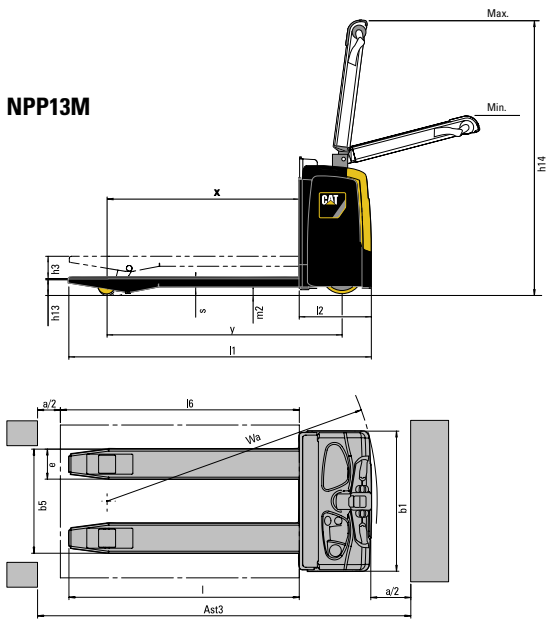
Pedestrian Power Pallet

1.3 - 2.0 tonnes

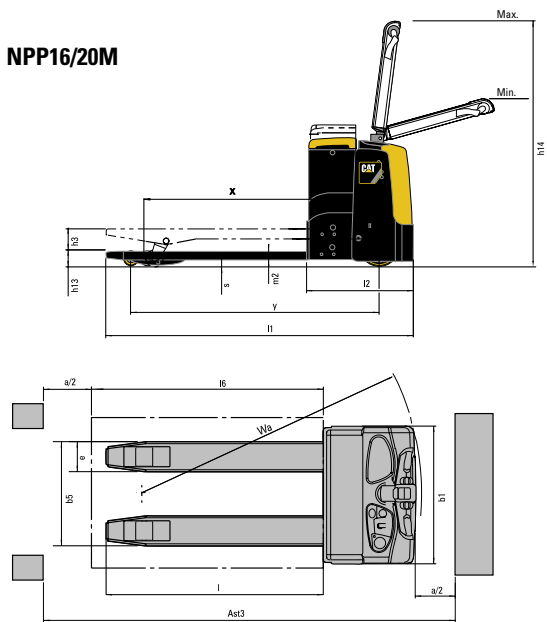
Characteristics						
1.01	Manufacturer (abbreviation)		Cat Lift Trucks	Cat Lift Trucks	Cat Lift Trucks	Cat Lift Trucks
1.02	Manufacturer's model designation		NPP13M	NPP16M	NPP20M	NPP20MR
1.03	Power source: (battery, diesel, LP gas, petrol)		Battery	Battery	Battery	Battery
1.04	Operator type: pedestrian, (operator)-standing, -seated		Pedestrian	Pedestrian	Pedestrian	Pedestrian/Stand-on
1.05	Load capacity	Q (kg)	1300	1600	2000	2000
1.06	Load centre distance	c (mm)	600	600	600	600
1.08	Load wheel axle to fork face (forks lowered)	x (mm)	959	959	963	963
1.09	Wheelbase	y (mm)	1173	1294	1370	1370
Weight						
2.01	Truck weight with nominal load & maximum battery weight	kg	1500	1950	2475	2505
2.02	Axle loadings with nominal load & maximum battery weight, drive/load side	kg	943/557	1245/705	1600/875	1600/905
2.03	Axle loadings without load & with maximum battery weight, drive/load side	kg	160/40	250/100	360/115	390/115
Wheels, Drive Train						
3.01	Tyres: PT=Power Thane, Vul=Vulkollan, drive/load side		PT/PT	Vul/Vul	Vul/Vul	Vul/Vul
3.02	Tyre dimensions, drive side	(mm)	230x70	230x70	230x70	230x70
3.03	Tyre dimensions, load side	(mm)	85x90	85x90	85x75	85x75
3.04	Castor wheel dimensions (diameter x width)	(mm)	100x40	100x40	100x40	100x40
3.05	Number of wheels, drive/load side (x=driven)		2+1x/2	2+1x/2	2+1x/4	2+1x/4
3.06	Track width (centre of tyres), drive side	b10 (mm)	490	490	505	505
3.07	Track width (centre of tyres), load side	b11 (mm)	370	390	370	370
Dimensions						
4.04	Lift height	h3 (mm)	115	115	115	115
4.09	Height of tiller arm / steering console (min./max.)	h14 (mm)	861/1305	861/1305	920/1355	889/1207
4.14	Height of the driver's platform	h12 (mm)	-	-	-	145
4.15	Fork height, fully lowered	h13 (mm)	85	85	85	85
4.19	Overall length	l1 (mm)	1506	1627	1750	1855/2305
4.20	Length to fork face (includes fork thickness)	l2 (mm)	356	477	600	705/1155
4.21	Overall width	b1/b2 (mm)	700	700	700	706
4.22	Fork dimensions (thickness, width, length)	s / e / l (mm)	50/150/1150	50/150/1150	50/165/1150	50/165/1150
4.25	Outside width over forks (minimum/maximum)	b5 (mm)	520	540	540	540
4.32	Ground clearance at centre of wheelbase, (forks lowered)	m2 (mm)	35	35	35	35
4.33a	Working aisle width (Ast) with 1000 x 1200 mm pallets, load crosswise, platform up/down	Ast (mm)	1997	2110	2209	2314/2764
4.33b	Working aisle width (Ast3) with 1000 x 1200 mm pallets, load crosswise, platform up/down	Ast3 (mm)	1591	1704	1801	1906/2356
4.34a	Working aisle width (Ast) with 800 x 1200 mm pallets, load lengthwise, platform up/down	Ast (mm)	2017	2130	2229	2333/2784
4.34b	Working aisle width (Ast3) with 800 x 1200 mm pallets, load lengthwise, platform up/down	Ast3 (mm)	1791	1904	2001	2106/2556
4.35	Turning circle radius	Wa (mm)	1350	1463	1564	1669/2119
Performance						
5.01	Travel speed, with/without load	km/h	5.8/6.0	5.8/6.0	5.8/6.0	5.8/6.0
5.02	Lifting speed, with/without load	m/s	0.039/0.052	0.03/0.046	0.03/0.046	0.03/0.046
5.03	Lowering speed, with/without load	m/s	0.070/0.022	0.065/0.022	0.065/0.022	0.065/0.022
5.07	Gradeability, with/without load	%	10.0/20.0	8.0/20.0	10.0/20.0	10.0/20.0
5.10	Service brakes (mechanical/hydraulic/electric/pneumatic)		Magn. brake	Magn. brake	Magn. brake	Magn. brake
Electric motors						
6.01	Drive motor capacity (60 min. short duty)	kW	0.6	0.6	0.8	0.8
6.02	Lift motor output at 15% duty factor	kW	1.0	1.0	1.0	1.0
6.04	Battery voltage/capacity at 5-hour discharge	V /Ah	2x12 / 35-48	24/120-160	24/180-240	24/180-240
6.05	Battery weight	kg	30	122-145	170-200	170-200
Miscellaneous						
8.01	Type of drive control		Stepless	Stepless	Stepless	Stepless



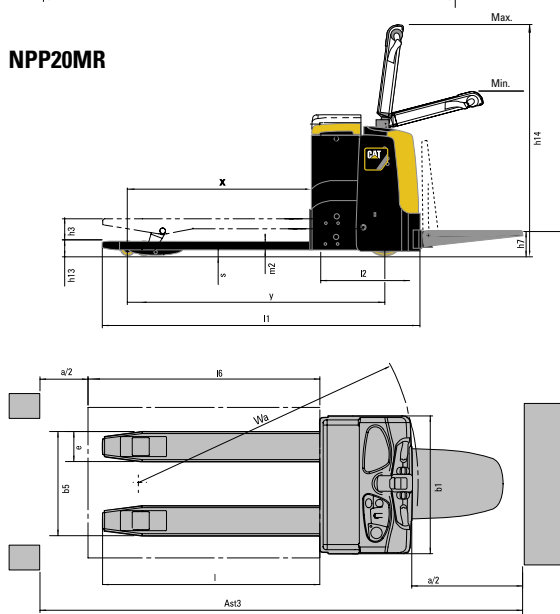
NPP13M



NPP16/20M



NPP20MR



Ast3 = $Wa - x + l6 + 200$
 a = Safety clearance (200 mm)
 l6 = Pallet length

Lower Cost of Ownership

- Built-in diagnostics maximise uptime.
- The AC drive motor is virtually maintenance free, with a relatively low energy consumption. Regenerative braking also helps to extend shift life.
- Easy access to all components.

Unmatched Productivity

- Ideal for efficient horizontal transport applications such as loading, unloading and shuttles up to 20 metres.
- The tiller is the connecting part between truck and driver. Cat Lift Trucks has therefore developed a tiller that combines a comfortable way of working for the driver with durability and strength.
- The AC drive motor gives excellent traction and ramp performance, even when laden.
- The NPP13M features an in-built charger and is light enough to operate on mezzanine floors or to be taken away in a lorry.
- The NPP16M is ideal for moderate applications, the NPP20M offers greater performance for more intensive uses and the NPP20MR features a foldable platform to help cover longer distances.
- The truck can be set-up to match application requirements using the programmable electronic controller.
- The tapered fork tips aid accurate pallet entry.

Safety and Ergonomics

- The comfortable and rugged tiller arm makes operating the truck easy, improving productivity and safety.
- The tiller arm is made of strong but light aluminium and at the same time has a comfortable grip and easy access to all functions. It makes the truck easy to control and keeps the driver relaxed so he can concentrate on the work at hand.
- Safe and easy manoeuvring, even in confined areas.
- Castor wheels on either side of the drive wheel ensure high stability on uneven floors.

Options

- Choice of drive and load wheels to suit application
- Moisture resistance modification
- Pallet entry and exit rollers
- Cold storage modifications class III, -35°C
- Battery changing carousel
- Load backrest
- Built-in charger (NPP16/20MR models)
- Wide variety of fork lengths/spreads
- 8 Amp battery charger set for lorry installation



Cat[®] Lift Trucks.

Your partner in materials handling.

Since the 1960's we have been producing lift trucks designed to last and built to perform in some of the toughest environments in the world.

Today those brand values of ruggedness, durability and serviceability are at the core of our complete range of lift truck and warehouse equipment.

Together with our dealer network we are dedicated to providing customers with comprehensive materials handling solutions and cost-effective machine selection.

Our 'off the shelf' parts availability in excess of 95% is the highest in the industry and is supported by online access to our other centralized departments in the USA, Singapore and Japan to provide a truly global service.

We offer a variety of warranties and maintenance contracts tailored to your specific needs. Cat-trained service technicians respond quickly and efficiently when required, to keep your materials handling operation running smoothly and profitably.

To help spread the cost of ownership we also provide a full range of finance and rental options.

For customers with continental operations our 'International Fleet Sales & Services' department delivers the benefits of the global Cat Lift Trucks network, through a single point of contact.

For cost-effective solutions, or to find your nearest dealer, contact Cat Lift Trucks, your partner in materials handling.



catliftruck@mcf.nl
www.catliftruck.com

WESC1097 (10/08)
Copyright ©2008, MCFE. All rights reserved.
CATERPILLAR, CAT, their respective logos,
'Caterpillar Yellow' and the 'Power Edge' trade dress, as well
as corporate and product identity used herein, are trademarks
of Caterpillar and may not be used without permission.
Printed in The Netherlands

NOTE: Performance specifications may vary depending on standard manufacturing tolerances, vehicle condition, types of tyres, floor or surface conditions, applications, or operating environment. Trucks may be shown with non-standard options. Specific performance requirements and locally available configurations should be discussed with your Cat lift trucks Dealer. Cat Lift Trucks follows a policy of continual product improvement. For this reason, some materials, options and specifications could change without notice.

CAT[®] Lift Trucks